

QC Series

Bi-directional Through type Knife Gate Valve



Model: QCZ73X
Working Pressure: DN50-DN100 16bar
 DN125-DN200 10bar
 DN250-DN300 12bar
 DN350-DN400 10bar

Type: Wafer
Design Standard: MSS SP-81
Flange Standard: DIN PN10,PN16,150LB ,JIS 10K,TABLE E/D
Face to Face: MSS SP-81
Testing Standard: API-598

Operation: handwheel, electric, pneumatic, hydraulic, sprocket, electro-hydraulic, gear box

Main material: WCB,GGG40,CF3M, CF8M, CF8

Knife material: SS316L,SS304

Sealing material: Polyurethane

Packing: high-water-based rubber packing graphite wheel


Applicable medium: Applicable for coal in power plant, sewage treatment, food, paper making, medicine, petroleum and chemical industry, water, Oil, steam, connecting or cutting grout, gold powder, ores, slag, coal, pulp, wood pulp, tailings, fibers, dust, chemicals, sewage treatment, sedimentation tanks, asphalt, bunker export, cereals, slaughter plant waste and other media.

Features:

- # Bi-directional sealing
- # 2PC Body design
- # Full port design
- # Fully open and fully closed state without retention
- # 2PC Strong yoke design
- # Mixed with a variety of materials packing

Product Description:

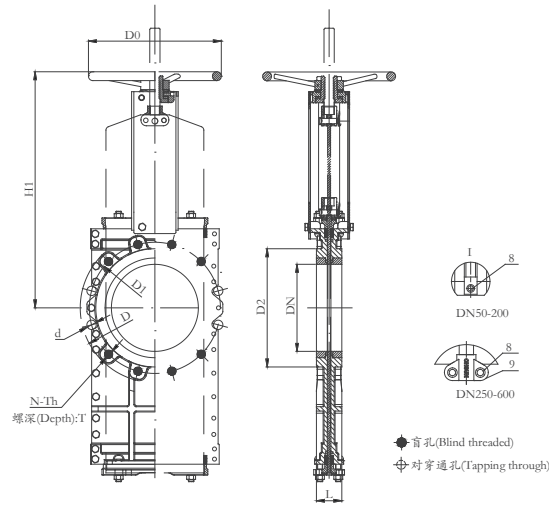
QC Series No groove bi-directional seal knife gate valve, cast iron body with the over all structure knife gate valve, including valve' body, gate, and U-shaped flexible seal at the bottom of the body with grooves. When the valve is closed, the bottom of the gate edge contact with the seal and then compress the seal into the groove in the body and sealed gate realization; when the gate opens, separate gate from the bottom edge of the seal, seal will bounce to same level as groove, which will prevent the media sediment accumulated in the body cavity of the groove, no clogging, no residue, pipe easy to clean, so as to effectively improve the sealing effect knife gate valve to prevent leakage when the valve is closed.



Code	Name	Material	QTY
1*	Cylinder	Aluminum	1
2	Disc	SS304/SS316	1
3	packing Gland	WCB/SS304	2
4	Multiple Packing	PTFE	6-N
5	Yoke	A3	2
6	Bolt & Nut	Fe+Zn/SS304	N
7	Body	WCB,CF8,CF8M	2
8	Plug	Steel/SS304	2
9	Sealing	Rubber	2
10	Scraper	PTFE	2
11	Seat	Polyurethane	2
12	Scraper	PTFE	4
13	O-Ring	EPDM/FKM	2

*electric, pneumatic, hydraulic, sprocket, electro-hydraulic, gear **available**

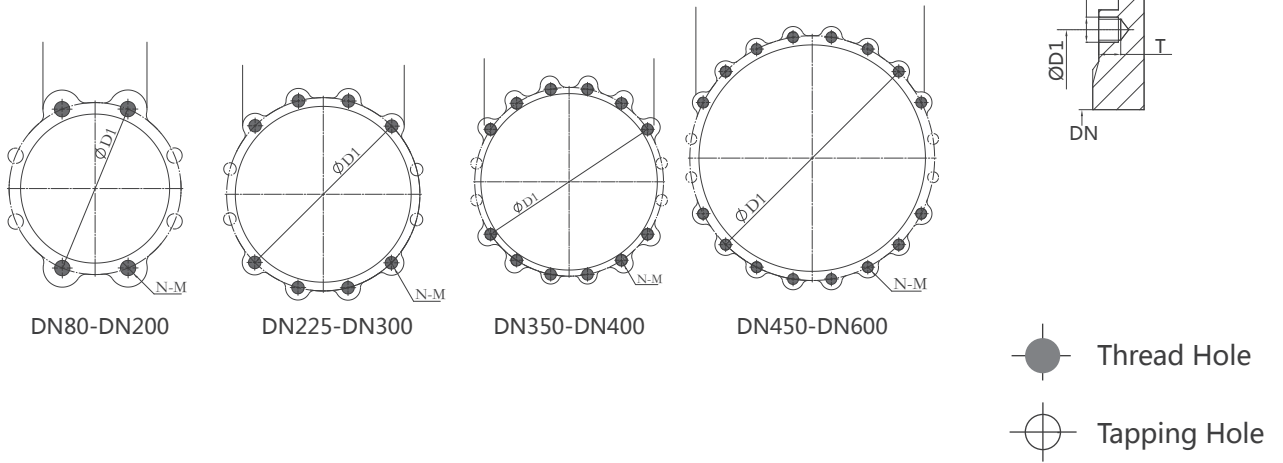
Dimension



unit:mm

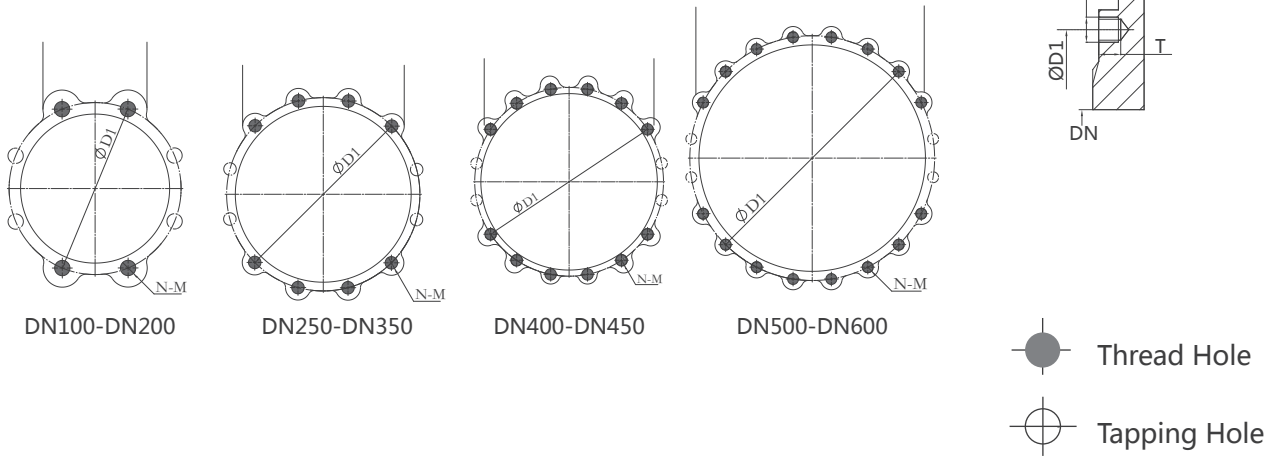
DIN2632 PN10									ANSI 150LB								
DN	L	D	D1	D2	D0	N-Th	d	H1	DN	L	D	D1	D2	D0	N-Th	d	H1
50	48	165	125	99	180	4-M16	Ø18	260	2"	48	152	121	92	180	4-5/8"	Ø19	260
65	48	185	145	118	200	4-M16	Ø18	292	2-1/2"	48	178	140	105	200	4-5/8"	Ø19	292
80	51	200	160	132	200	8-M16	Ø18	320	3"	51	191	153	127	200	4-5/8"	Ø19	320
100	51	220	180	156	240	8-M16	Ø18	358	4"	51	229	191	157	240	8-5/8"	Ø19	358
125	57	250	210	184	260	8-M16	Ø18	395	5"	57	254	216	186	260	8-3/4"	Ø22	395
150	57	285	240	211	280	8-M20	Ø23	450	6"	57	279	242	216	280	8-3/4"	Ø22	450
200	70	340	295	266	300	8-M20	Ø23	532	8"	70	343	299	270	300	8-3/4"	Ø22	532
250	70	395	350	319	320	12-M20	Ø23	670	10"	70	406	362	324	320	12-7/8"	Ø25	670
300	76	445	400	370	350	12-M20	Ø23	758	12"	76	483	432	381	350	12-7/8"	Ø25	758
350	76	505	460	429	400	16-M20	Ø23	857	14"	76	533	476	413	400	12-1"	Ø29	857
400	89	565	515	480	450	16-M24	Ø27	946	16"	89	597	540	470	450	16-1"	Ø29	946
450	89	615	565	530	500	20-M24	Ø27	1023	18"	89	635	578	533	500	16-1 1/8"	Ø32	1023
500	114	670	620	582	500	20-M24	Ø27	Gear	20"	114	699	635	584	500	20-1 1/8"	Ø32	Gear
550	114	725	680	638	-	20-M27	Ø30	Gear	22"	114	750	692	641	-	20-1 1/4"	Ø35	Gear
600	114	780	725	682	-	20-M27	Ø30	Gear	24"	114	813	750	691	-	20-1 1/4"	Ø35	Gear

PN10 Threaded hole and Tapping hole



DN	D1	N	PN10			Thread Hole	Tapping Hole
			M	T			
80	160	8	M16	13	4	4	
100	180	8	M16	13	4	4	
125	210	8	M16	16	4	4	
150	240	8	M16	16	4	4	
200	295	8	M20	20	4	4	
225	310	12	M20	20	8	4	
250	350	12	M20	20	8	4	
300	400	12	M20	20	8	4	
350	460	16	M20	20	12	4	
400	515	16	M24	24	12	4	
450	565	20	M24	24	16	4	
500	620	20	M24	24	16	4	
550	680	20	M27	24	16	4	
600	725	20	M27	27	16	4	

150LB Threaded hole and Tapping hole



DN	D1	N	ANSI 150LB			Thread Hole	Tapping Hole
			M	T			
4"(DN100)	191	8	M5/8-11	12	4	4	
5"(DN125)	216	8	M3/4-10	12	4	4	
6"(DN150)	242	8	M3/4-10	14	4	4	
8"(DN200)	299	8	M3/4-10	16	4	4	
10"(DN250)	362	12	M7/8-9	16	8	4	
12"(DN300)	432	12	M7/8-9	16	8	4	
14"(DN350)	476	12	M1-8	18	8	4	
16"(DN400)	540	16	M1-8	20	12	4	
18"(DN450)	578	16	M1 1/8-7	20	12	4	
20"(DN500)	635	20	M1 1/8-7	24	16	4	
22"(DN550)	692	20	M1 1/4-7	24	16	4	
24"(DN600)	750	20	M1 1/4-7	27	16	4	